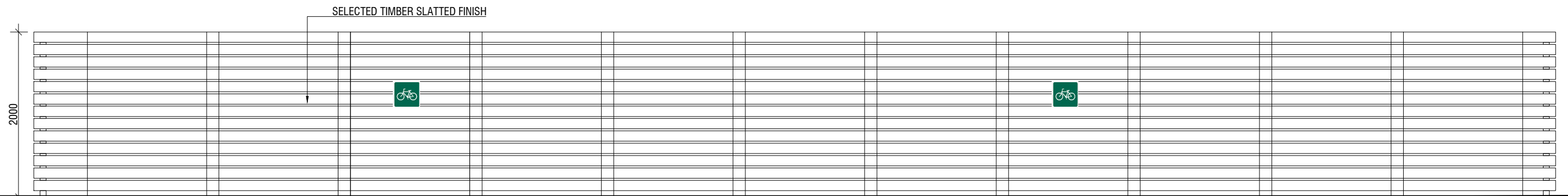
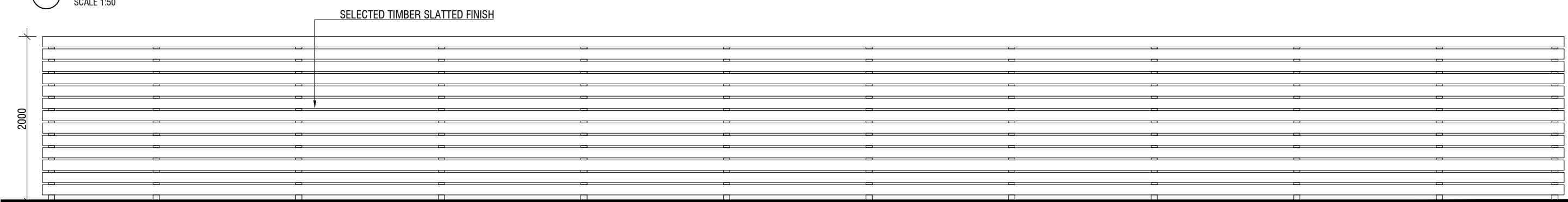



**BICYCLE STORAGE - PLAN**  
SCALE 1:50



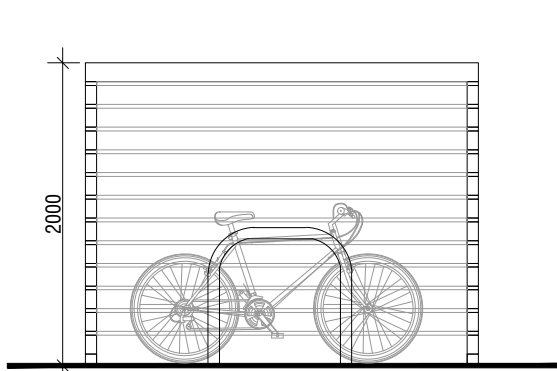
**BICYCLE STORAGE - FRONT ELEVATION**  
SCALE 1:50



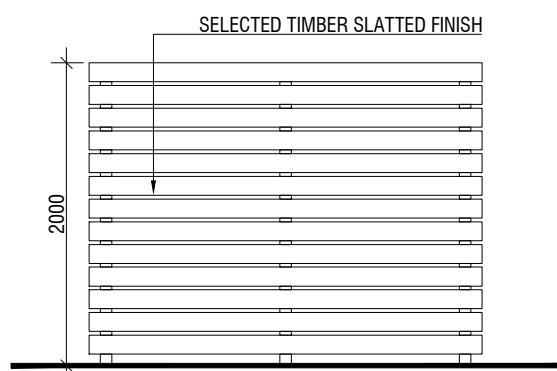
**BICYCLE STORAGE - REAR ELEVATION**  
SCALE 1:50



**BICYCLE STORAGE - SIDE ELEVATION**  
SCALE 1:50



**BICYCLE STORAGE - SECTION**  
SCALE 1:50



**BICYCLE STORAGE - SIDE ELEVATION**  
SCALE 1:50

© THIS DRAWING IS COPYRIGHT  
THIS DRAWING IS FOR PLANNING PURPOSES ONLY

**GCA**  
**GERALDINE COUGHLAN**  
ARCHITECTS  
Ard-Na-Greine, Enniskeane, Co. Cork 086-8259794 info@gca.ie



JOB NO: 24031  
DRAWING NO:  
**PL06**

PROJECT: RESIDENTIAL DEVELOPMENT, BANSHANE, MIDDLETON			
DRAWING: BIKE STORAGE APARTMENTS E1 & E3	ER	CLIENT: ROCKSPRING PROPERTIES LTD	
SERIES: PLANNING	SCALE: 1:50	A3	DATE: 16/07/2025